

Cuentas	DESCRIPCION	A P R O P I A C I O N				R E C A U D O S			APROPIACION	RECAUDO
		I N I C I A L	MODIFICACIONES			SALDO ANTERIOR	EN EL MES	ACUMULADO	POR RECAUDAR	NO AFORADO
			ADICIONES	REDUCCIONES	DEFINITIVA					
1	2	3	4 = 1 + 3	5	6	7	8 = 4 - 7	9		
PI41	V60 Ley 19/91 Renta Ordinaria ICLD	0.00	191,336,251.00	0.00	191,336,251.00	191,336,251.00	0.00	191,336,251.00	0.00	0.00
TIA24101	V60 OTROS INGRESOS-Inscripciones a EPD	99,000,000.00	0.00	0.00	99,000,000.00	33,857,000.00	0.00	33,857,000.00	65,143,000.00	0.00
TIA24102	V60 Alquiler de canchas y escenarios	20,000,000.00	0.00	0.00	20,000,000.00	5,461,700.00	0.00	5,461,700.00	14,538,300.00	0.00
TIA24103	V60 Otras rentas comerciales	1,000,000.00	0.00	0.00	1,000,000.00	0.00	0.00	0.00	1,000,000.00	0.00
TIA2621171	V34 SGP Ley 715/01 ...	1,588,843,606.94	632,209,186.06	0.00	2,221,052,793.00	794,421,798.00	264,612,819.00	1,059,034,617.00	1,162,018,176.00	0.00
TIA2624101	V17 Ley 19/91 Renta Ordinaria ICLD	8,517,459,549.16	2,964,017,665.00	0.00	11,481,477,214.16	9,289,071,186.00	1,100,000,000.00	10,389,071,186.00	1,092,406,028.16	0.00
TIB1411	V62 OTROS INGRESOS-Inscripciones a EPD	0.00	0.92	0.00	0.92	0.92	0.00	0.92	0.00	0.00
TIB14110	V67 Impuesto al Cigarrillo	0.00	365,569,087.68	0.00	365,569,087.68	365,569,087.68	0.00	365,569,087.68	0.00	0.00
TIB14111	V65 Fondo del Deporte	0.00	8,732,465.00	0.00	8,732,465.00	8,732,465.00	0.00	8,732,465.00	0.00	0.00
TIB1413	V63 Ley 19/91 Renta Ordinaria ICLD	0.00	782,677,639.85	0.00	782,677,639.85	782,677,639.85	0.00	782,677,639.85	0.00	0.00
TIB1414	V64 SGP Ley 715/01 ...	0.00	1,483,730,680.97	0.00	1,483,730,680.97	1,483,730,680.97	0.00	1,483,730,680.97	0.00	0.00
TIB14211	V52 Fondo del Deporte	0.00	11,012,390.00	0.00	11,012,390.00	0.00	0.00	0.00	11,012,390.00	0.00
TIB14211	V78 Rendimientos Recursos Propios	0.00	26,396,010.43	0.00	26,396,010.43	26,396,010.43	0.00	26,396,010.43	0.00	0.00
TIB14212	V18 Rendimientos Fondo del Deporte	0.00	17,829,448.00	0.00	17,829,448.00	6,817,058.00	0.00	6,817,058.00	11,012,390.00	0.00
TIB14212	V72 Ley 19/91 Renta Ordinaria ICLD	0.00	1,301,092,000.00	0.00	1,301,092,000.00	0.00	0.00	0.00	1,301,092,000.00	0.00
TIB14213	V21 Rendimientos Impuesto Cigarrillo	0.00	3,817,074.87	0.00	3,817,074.87	3,785,798.70	0.00	3,785,798.70	31,276.17	0.00
TIB621277	V37 SGP Ley 715/01 ...	0.00	1,200,000,000.00	0.00	1,200,000,000.00	0.00	0.00	0.00	1,200,000,000.00	0.00
TOTALES		10,226,303,156.10	8,988,419,899.78	0.00	19,214,723,055.88	12,991,856,676.55	1,364,612,819.00	14,356,469,495.55	4,858,253,560.33	0.00
RESERVAS VIGENCIA ANTERIOR										
RR.14.1.1	RR63 Ley 19/91 Renta Ordinaria ICLD	0.00	3,359,473,854.00	0.00	3,359,473,854.00	3,359,473,854.00	0.00	3,359,473,854.00	0.00	0.00
TOTALES		0.00	3,359,473,854.00	0.00	3,359,473,854.00	3,359,473,854.00	0.00	3,359,473,854.00	0.00	0.00
TOTAL GENERAL		10,226,303,156.10	12,347,893,753.78	0.00	22,574,196,909.88	16,351,330,530.55	1,364,612,819.00	17,715,943,349.55	4,858,253,560.33	0.00

V17 ICLD LEY 19/91..... V21 IMPUESTO CIGARRI BALANCE. V34 SGP LEY 715/01..... V60 RECURSOS PROPIOS..... V62 RECURSOS PROPIOS.BALANCE.  
 V63 ICLD LEY 19/91 BALANCE... V64 SGP DEPORTE BALANCE..... V67 IMPUESTO CIGARRI BALANCE. V91 ICLD LEY 19 BALANCE ALCAL. V63 RESERVAS .....

ALEJANDRO LOPEZ TORRES  
 ORDENADOR

EDUARDO IBÁÑEZ BARRERO  
 PROFESIONAL UNIVERSITARIO

CARLOS ANDRÉS TEQUILA SOLÓRZANO  
 CAJERO PAGADOR

INFORME MENSUAL DE EJECUCION DEL PRESUPUESTO DE GASTO  
 APROPIACION DE LA VIGENCIA

SECCION 32  
 UNIDAD EJECUTORA 22 2021 INST.MUNIC.PARA LA RECREACION Y EL DEPORTE DE SOACHA

JULIO

REGIONAL 00

VIGENCIA FISCAL 2021

2021/08/19 10:48:32 1

6		7		8		9		10		11		12		13		14			16			17		18	
RUBRO	REC	CONCEPTO	APROPIACION	ADICIONES	REDUCC	CREDITOS	CONTRACREDIT	TOTAL APROPIA	REGISTRO DE COMPROMISOS			PAGOS			SALDO REGIST	SALDO DE									
PRESUPUES			INICIAL						MESES ANTERIO	MES	ACUMULADO	MESES ANTERI	MES	ACUMULADO	COMPROMISOS	APROPIACION	eje								
1	17	FUNCIONAMIENTO	3193,498,028	0	0	350,600,000	350,600,000	3193,498,028	1310,158,572	169,530,939	1479,689,511	982,160,796	186,681,739	1168,842,535	310,846,976	1713,808,517	46								
11	17	GASTOS DE PERSONAL	2136,726,095	0	0	350,600,000	0	2487,326,095	1127,989,115	166,095,353	1294,084,468	887,330,498	172,096,153	1059,426,651	234,657,817	1193,241,627	52								
111	17	SERVICIOS PERSONALES ASOCIA	1162,608,884	0	0	0	0	1162,608,884	429,672,933	93,374,653	523,047,586	429,672,933	93,374,653	523,047,586	0	639,561,298	45								
11101	17	SUELDOS DE PERSONAL DE NOMI	866,316,581	0	0	0	0	866,316,581	376,394,881	58,681,535	435,076,416	376,394,881	58,681,535	435,076,416	0	431,240,165	50								
11111	17	OTROS GASTOS DE PERSONAL AS	67,680,983	0	0	0	0	67,680,983	39,525,289	1,046,766	40,572,055	39,525,289	1,046,766	40,572,055	0	27,108,928	60								
111112	17	BONIFICACION POR RECREACION	4,812,870	0	0	0	0	4,812,870	1,710,500	0	1,710,500	1,710,500	0	1,710,500	0	3,102,370	36								
111113	17	VACACIONES	37,600,546	0	0	0	0	37,600,546	23,612,314	0	23,612,314	23,612,314	0	23,612,314	0	13,988,232	63								
111114	17	BONIFICACION SERVICIOS PRES	25,267,567	0	0	0	0	25,267,567	14,202,475	1,046,766	15,249,241	14,202,475	1,046,766	15,249,241	0	10,018,326	60								
11104	17	PRIMAS LEGALES	150,402,184	0	0	0	0	150,402,184	13,752,763	33,646,352	47,399,115	13,752,763	33,646,352	47,399,115	0	103,003,069	32								
111041	17	PRIMA DE VACACIONES	36,096,524	0	0	0	0	36,096,524	13,752,763	0	13,752,763	13,752,763	0	13,752,763	0	22,343,761	38								
111042	17	PRIMA DE NAVIDAD	78,209,136	0	0	0	0	78,209,136	0	0	0	0	0	0	0	78,209,136	0								
111043	17	PRIMA DE SERVICIOS	36,096,524	0	0	0	0	36,096,524	0	33,646,352	33,646,352	0	33,646,352	33,646,352	0	2,450,172	93								
11108	17	PRESTACIONES SOCIALES EXTRA	78,209,136	0	0	0	0	78,209,136	0	0	0	0	0	0	0	78,209,136	0								
111081	17	PRIMA EXTRALEGAL	78,209,136	0	0	0	0	78,209,136	0	0	0	0	0	0	0	78,209,136	0								
113	17	SERVICIOS PERSONALES INDIRE	600,000,000	0	0	350,600,000	0	950,600,000	573,976,666	51,150,000	625,126,666	333,476,665	57,050,000	390,526,665	234,600,001	325,473,334	66								
1131	17	HONORARIOS	400,000,000	0	0	350,600,000	0	750,600,000	468,520,000	51,150,000	519,670,000	277,119,999	45,150,000	322,269,999	197,400,001	230,930,000	69								
1134	17	REMUNERACION SERVICIOS TECN	200,000,000	0	0	0	0	200,000,000	105,456,666	0	105,456,666	56,356,666	11,900,000	68,256,666	37,200,000	94,543,334	53								
114	17	CONTRIBUCIONES INHERENTES A	374,117,211	0	0	0	0	374,117,211	124,339,516	21,570,700	145,910,216	124,180,900	21,671,500	145,852,400	57,816	228,206,995	39								
1141	17	AL SECTOR PUBLICO	69,944,400	0	0	0	0	69,944,400	37,924,698	852,700	38,777,398	37,924,698	852,700	38,777,398	0	31,167,002	55								
11411	17	APORTES DE PREVISION SOCIAL	69,944,400	0	0	0	0	69,944,400	37,924,698	852,700	38,777,398	37,924,698	852,700	38,777,398	0	31,167,002	55								
114111	17	APORTES PARA SALUD	12,596,147	0	0	0	0	12,596,147	5,206,600	852,700	6,059,300	5,206,600	852,700	6,059,300	0	6,536,847	48								
1141111	17	APORTE SALUD DE FUNCIONARIO	12,596,147	0	0	0	0	12,596,147	5,206,600	852,700	6,059,300	5,206,600	852,700	6,059,300	0	6,536,847	48								
114112	17	APORTES PARA PENSION	32,718,098	0	0	0	0	32,718,098	32,718,098	0	32,718,098	32,718,098	0	32,718,098	0	0	100								
1141121	17	APORTE PENSION DE FUNCIONAR	32,718,098	0	0	0	0	32,718,098	32,718,098	0	32,718,098	32,718,098	0	32,718,098	0	0	100								
114114	17	APORTES PARA CESANTIAS - FN	24,630,155	0	0	0	0	24,630,155	0	0	0	0	0	0	0	24,630,155	0								
1141141	17	APORTES PARA CESANTIAS - FN	24,630,155	0	0	0	0	24,630,155	0	0	0	0	0	0	0	24,630,155	0								
1142	17	AL SECTOR PRIVADO	202,813,771	0	0	0	0	202,813,771	48,265,618	13,269,600	61,535,218	48,107,002	13,370,400	61,477,402	57,816	141,278,553	30								
11421	17	APORTES DE PREVISION SOCIAL	202,813,771	0	0	0	0	202,813,771	48,265,618	13,269,600	61,535,218	48,107,002	13,370,400	61,477,402	57,816	141,278,553	30								
114211	17	APORTES PARA SALUD	71,779,478	0	0	0	0	71,779,478	29,615,900	4,873,000	34,488,900	29,615,900	4,873,000	34,488,900	0	37,290,578	48								
1142111	17	APORTES PARA SALUD DE FUNCIO	71,779,478	0	0	0	0	71,779,478	29,615,900	4,873,000	34,488,900	29,615,900	4,873,000	34,488,900	0	37,290,578	48								
114212	17	APORTES PARA PENSION	52,107,531	0	0	0	0	52,107,531	16,446,902	8,084,000	24,530,902	16,446,902	8,084,000	24,530,902	0	27,576,629	47								

INSTITUTO MUNICIPAL DE RECREACION Y DEPORTE DE SOACHA

NIT 832.000.906-6

INFORME MENSUAL DE EJECUCION DEL PRESUPUESTO DE GASTO

2

APROPIACION DE LA VIGENCIA

SECCION 32  
UNIDAD EJECUTORA 22 2021 INST.MUNIC.PARA LA RECREACION Y EL DEPORTE DE SOACHA

JULIO

REGIONAL 00

VIGENCIA FISCAL 2021

2021/08/19 10:48:32 1

6	7	8	9	10	11	12	13	14			16		17	18			
RUBRO REC	CONCEPTO	APROPIACION	ADICIONES	REDUCC	CREDITOS	CONTRACREDIT	TOTAL APROPIA	REGISTRO DE COMPROMISOS			PAGOS		SALDO REGIST	SALDO DE	-%		
PRESUPUES		INICIAL						MESES ANTERIO	MES	ACUMULADO	MESES ANTERI	MES	ACUMULADO	COMPROMISOS	APROPIACION	eje	
1142121	17	APORTES PARA PENSION DE FUN	52,107,531	0	0	0	0	52,107,531	16,446,902	8,084,000	24,530,902	16,446,902	8,084,000	24,530,902	0	27,576,629	47
114213	17	APORTES PARA ARL	8,663,166	0	0	0	0	8,663,166	2,202,816	312,600	2,515,416	2,044,200	413,400	2,457,600	57,816	6,147,750	29
1142131	17	APORTES PARA ARL DE FUNCION	8,663,166	0	0	0	0	8,663,166	2,202,816	312,600	2,515,416	2,044,200	413,400	2,457,600	57,816	6,147,750	29
114214	17	APORTES PARA CESANTIAS (8.3	70,263,597	0	0	0	0	70,263,597	0	0	0	0	0	0	0	70,263,597	0
1142141	17	APORTES PARA CESANTIAS (8.3	70,263,597	0	0	0	0	70,263,597	0	0	0	0	0	0	0	70,263,597	0
1143	17	APORTES PARAFISCALES	101,359,040	0	0	0	0	101,359,040	38,149,200	7,448,400	45,597,600	38,149,200	7,448,400	45,597,600	0	55,761,440	45
11431	17	SENA	22,524,231	0	0	0	0	22,524,231	8,478,800	1,655,400	10,134,200	8,478,800	1,655,400	10,134,200	0	12,390,031	45
114311	17	SERVICIO NACIONAL DE APREND	22,524,231	0	0	0	0	22,524,231	8,478,800	1,655,400	10,134,200	8,478,800	1,655,400	10,134,200	0	12,390,031	45
11432	17	ICBF	33,786,347	0	0	0	0	33,786,347	12,717,100	2,482,900	15,200,000	12,717,100	2,482,900	15,200,000	0	18,586,347	45
114321	17	INS COLOMBIANO BIENESTAR FA	33,786,347	0	0	0	0	33,786,347	12,717,100	2,482,900	15,200,000	12,717,100	2,482,900	15,200,000	0	18,586,347	45
11434	17	CAJAS DE COMPENSACION FAMIL	45,048,462	0	0	0	0	45,048,462	16,953,300	3,310,100	20,263,400	16,953,300	3,310,100	20,263,400	0	24,785,062	45
114341	17	CAJAS DE COMPENSACION FAMIL	45,048,462	0	0	0	0	45,048,462	16,953,300	3,310,100	20,263,400	16,953,300	3,310,100	20,263,400	0	24,785,062	45
12	17	GASTOS GENERALES	853,771,933	0	0	0	350,600,000	503,171,933	181,675,819	3,435,586	185,111,405	94,336,660	14,585,586	108,922,246	76,189,159	318,060,528	37
121	17	ADQUISICION DE BIENES	60,000,000	0	0	0	0	60,000,000	3,570,378	499,300	4,069,678	500,000	499,300	999,300	3,070,378	55,930,322	7
1211	17	COMPRA DE EQUIPO	20,000,000	0	0	0	0	20,000,000	0	0	0	0	0	0	0	20,000,000	0
1212	17	MATERIALES Y SUMINISTROS	40,000,000	0	0	0	0	40,000,000	3,570,378	499,300	4,069,678	500,000	499,300	999,300	3,070,378	35,930,322	10
122	17	ADQUISICION DE SERVICIOS	371,623,119	0	0	0	220,000,000	151,623,119	88,000,000	0	88,000,000	32,000,000	8,000,000	40,000,000	48,000,000	63,623,119	58
12201	17	CAPACITACION PERSONAL ADMIN	15,000,000	0	0	0	0	15,000,000	0	0	0	0	0	0	0	15,000,000	0
12202	17	IMPRESOS Y PUBLICACIONES IM	10,000,000	0	0	0	0	10,000,000	0	0	0	0	0	0	0	10,000,000	0
12203	17	SEGUROS	37,623,119	0	0	0	0	37,623,119	0	0	0	0	0	0	0	37,623,119	0
122034	17	OTROS SEGUROS	37,623,119	0	0	0	0	37,623,119	0	0	0	0	0	0	0	37,623,119	0
12204	17	CONTRIBUCIONES TASAS IMPUES	1,000,000	0	0	0	0	1,000,000	0	0	0	0	0	0	0	1,000,000	0
12205	17	ARRENDAMIENTOS	308,000,000	0	0	0	220,000,000	88,000,000	88,000,000	0	88,000,000	32,000,000	8,000,000	40,000,000	48,000,000	0	100
12206	17	SERVICIOS PUBLICOS	50,000,000	0	0	0	0	50,000,000	18,778,341	2,374,386	21,152,727	18,336,660	2,374,386	20,711,046	441,681	28,847,273	42
122061	17	ENERGIA	11,700,000	0	0	0	0	11,700,000	4,254,550	677,100	4,931,650	4,254,550	677,100	4,931,650	0	6,768,350	42
122062	17	TELECOMUNICACIONES	25,300,000	0	0	0	0	25,300,000	12,853,723	1,697,286	14,551,009	12,473,723	1,697,286	14,171,009	380,000	10,748,991	58
122063	17	ACUEDUCTO ALCANTARILLADO Y	13,000,000	0	0	0	0	13,000,000	1,670,068	0	1,670,068	1,608,387	0	1,608,387	61,681	11,329,932	13
12207	17	GASTOS VINCULACION DE PERSO	10,000,000	0	0	0	0	10,000,000	0	0	0	0	0	0	0	10,000,000	0
12208	17	VIATICOS Y GASTOS DE TRANSP	10,000,000	0	0	0	0	10,000,000	0	0	0	0	0	0	0	10,000,000	0
122081	17	VIATICOS Y GASTOS DE TRANSP	10,000,000	0	0	0	0	10,000,000	0	0	0	0	0	0	0	10,000,000	0
12210	17	OTROS GASTOS ADQUISICION DE	287,148,814	0	0	0	130,600,000	156,548,814	58,150,000	280,400	58,430,400	36,100,000	3,430,400	39,530,400	18,900,000	98,118,414	37
1221019	17	GASTOS BANCARIOS Y ADMON FI	2,000,000	0	0	0	0	2,000,000	0	0	0	0	0	0	0	2,000,000	0

INSTITUTO MUNICIPAL DE RECREACION Y DEPORTE DE SOACHA

NIT 832.000.906-6

INFORME MENSUAL DE EJECUCION DEL PRESUPUESTO DE GASTO  
 APROPIACION DE LA VIGENCIA

3

SECCION 32  
 UNIDAD EJECUTORA 22 2021 INST.MUNIC.PARA LA RECREACION Y EL DEPORTE DE SOACHA  
 REGIONAL 00

JULIO  
 VIGENCIA FISCAL 2021

2021/08/19 10:48:32 1

6	7	8	9	10	11	12	13	14			16			17	18
RUBRO REC	CONCEPTO	APROPIACION	ADICIONES	REDUCC	CREDITOS	CONTRACREDIT	TOTAL APROPIA	REGISTRO DE COMPROMISOS			PAGOS			SALDO REGIST	SALDO DE
PRESUPUES		INICIAL					MESES ANTERIO	MES	ACUMULADO	MESES ANTERI	MES	ACUMULADO	COMPROMISOS	APROPIACION	eje
1221020 17	GASTOS DE ADECUACION E IMPL	200,000,000	0	0	0	130,600,000	69,400,000	0	0	0	0	0	0	69,400,000	0
1221003 17	COMUNICACIONES Y TRANSPORTE	3,000,000	0	0	0	0	3,000,000	400,000	280,400	680,400	400,000	280,400	680,400	0	2,319,600
1221005 17	MANTENIMIENTO E INSTALACION	82,148,814	0	0	0	0	82,148,814	57,750,000	0	57,750,000	35,700,000	3,150,000	38,850,000	18,900,000	24,398,814
12211 17	MANTENIMIENTO Y REPARACIONE	30,000,000	0	0	0	0	30,000,000	7,100,000	0	7,100,000	7,100,000	0	7,100,000	0	22,900,000
122112 17	EQUIPOS Y MUEBLES DE OFICIN	30,000,000	0	0	0	0	30,000,000	7,100,000	0	7,100,000	7,100,000	0	7,100,000	0	22,900,000
124 17	GASTOS DE BIENESTAR SOCIAL	35,000,000	0	0	0	0	35,000,000	6,077,100	281,500	6,358,600	300,000	281,500	581,500	5,777,100	28,641,400
1241 17	BIENESTAR SOCIAL	20,000,000	0	0	0	0	20,000,000	300,000	281,500	581,500	300,000	281,500	581,500	0	19,418,500
1242 17	SALUD OCUPACIONAL	15,000,000	0	0	0	0	15,000,000	5,777,100	0	5,777,100	0	0	0	5,777,100	9,222,900
13 17	TRANSFERENCIAS CORRIENTES	203,000,000	0	0	0	0	203,000,000	493,638	0	493,638	493,638	0	493,638	0	202,506,362
1319 17	SENTENCIAS Y CONCILIACIONES	200,000,000	0	0	0	0	200,000,000	0	0	0	0	0	0	0	200,000,000
1302 17	CUOTA DE AUDITAJE	3,000,000	0	0	0	0	3,000,000	493,638	0	493,638	493,638	0	493,638	0	2,506,362
	TOTAL FUNCIONAM.	3193,498,028	0	0	350,600,000	350,600,000	3193,498,028	1310,158,572	169,530,939	1479,689,511	982,160,796	186,681,739	1168,842,535	310,846,976	1713,808,517
A4 17	DEPORTE	2000,000,000	2990,413,675	0	393,100,000	393,100,000	4990,413,675	3765,342,109	90,072,986	3855,415,095	1124,438,716	370,240,693	1494,679,409	2360,735,686	1134,998,580
A4 18	DEPORTE	0	17,829,448	0	0	0	17,829,448	0	0	0	0	0	0	0	17,829,448
A4 21	DEPORTE	0	3,817,075	0	0	0	3,817,075	0	0	0	0	0	0	0	3,817,075
A4 34	DEPORTE	1588,843,607	632,209,186	0	0	0	2221,052,793	1587,360,856	109,256,657	1696,617,513	760,001,433	114,094,829	874,096,262	822,521,251	524,435,280
A4 37	DEPORTE	0	1200,000,000	0	0	0	1200,000,000	0	0	0	0	0	0	0	1200,000,000
A4 52	DEPORTE	0	11,012,390	0	0	0	11,012,390	0	0	0	0	0	0	0	11,012,390
A4 60	DEPORTE	120,000,000	0	0	0	0	120,000,000	0	0	0	0	0	0	0	120,000,000
A4 63	DEPORTE	0	626,142,114	0	0	0	626,142,114	128,291,110	49,550,000	177,841,110	0	10,789,332	10,789,332	167,051,778	448,301,004
A4 64	DEPORTE	0	1483,730,681	0	0	0	1483,730,681	24,231,111	26,241,220	50,472,331	0	1,353,333	1,353,333	49,118,998	1433,258,350
A4 65	DEPORTE	0	8,732,465	0	0	0	8,732,465	0	0	0	0	0	0	0	8,732,465
A4 67	DEPORTE	0	365,569,088	0	0	0	365,569,088	0	46,450,000	46,450,000	0	0	0	46,450,000	319,119,088
A4 72	DEPORTE	0	1301,092,000	0	0	0	1301,092,000	0	1124,391,639	1124,391,639	0	0	0	1124,391,639	176,700,361
A41 17	AVANZANDO CON DEPORTE Y REC	2000,000,000	2990,413,675	0	393,100,000	393,100,000	4990,413,675	3765,342,109	90,072,986	3855,415,095	1124,438,716	370,240,693	1494,679,409	2360,735,686	1134,998,580
A41 18	AVANZANDO CON DEPORTE Y REC	0	17,829,448	0	0	0	17,829,448	0	0	0	0	0	0	0	17,829,448
A41 21	AVANZANDO CON DEPORTE Y REC	0	3,817,075	0	0	0	3,817,075	0	0	0	0	0	0	0	3,817,075
A41 34	AVANZANDO CON DEPORTE Y REC	1588,843,607	632,209,186	0	0	0	2221,052,793	1587,360,856	109,256,657	1696,617,513	760,001,433	114,094,829	874,096,262	822,521,251	524,435,280
A41 37	AVANZANDO CON DEPORTE Y REC	0	1200,000,000	0	0	0	1200,000,000	0	0	0	0	0	0	0	1200,000,000
A41 52	AVANZANDO CON DEPORTE Y REC	0	11,012,390	0	0	0	11,012,390	0	0	0	0	0	0	0	11,012,390
A41 60	AVANZANDO CON DEPORTE Y REC	120,000,000	0	0	0	0	120,000,000	0	0	0	0	0	0	0	120,000,000
A41 63	AVANZANDO CON DEPORTE Y REC	0	626,142,114	0	0	0	626,142,114	128,291,110	49,550,000	177,841,110	0	10,789,332	10,789,332	167,051,778	448,301,004

INSTITUTO MUNICIPAL DE RECREACION Y DEPORTE DE SOACHA

NIT 832.000.906-6

INFORME MENSUAL DE EJECUCION DEL PRESUPUESTO DE GASTO  
 APROPIACION DE LA VIGENCIA

4

JULIO

SECCION 32  
 UNIDAD EJECUTORA 22 2021 INST.MUNIC.PARA LA RECREACION Y EL DEPORTE DE SOACHA

VIGENCIA FISCAL 2021

REGIONAL 00

2021/08/19 10:48:32 6

6	7	8	9	10	11	12	13	14			16			17	18	19	
								REGISTRO DE COMPROMISOS			PAGOS						SALDO REGIST
RUBRO REC	CONCEPTO	APROPIACION	ADICIONES	REDUCC	CREDITOS	CONTRACREDIT	TOTAL APROPIA	MESES ANTERIO	MES	ACUMULADO	MESES ANTERI	MES	ACUMULADO	COMPROMISOS	APROPIACION	e	
PRESUPUES		INICIAL															
A41	64	AVANZANDO CON DEPORTE Y REC	0	1483,730,681	0	0	0	1483,730,681	24,231,111	26,241,220	50,472,331	0	1,353,333	1,353,333	49,118,998	1433,258,350	3
A41	65	AVANZANDO CON DEPORTE Y REC	0	8,732,465	0	0	0	8,732,465	0	0	0	0	0	0	0	8,732,465	0
A41	67	AVANZANDO CON DEPORTE Y REC	0	365,569,088	0	0	0	365,569,088	0	46,450,000	46,450,000	0	0	0	46,450,000	319,119,088	13
A41	72	AVANZANDO CON DEPORTE Y REC	0	1301,092,000	0	0	0	1301,092,000	0	1124,391,639	1124,391,639	0	0	0	1124,391,639	176,700,361	86
A411	17	UNION PARA EL CAMBIO A TRAV	405,656,394	2043,887,009	0	393,100,000	379,600,000	2463,043,403	1710,998,970	61,445,000	1772,443,970	520,530,709	285,677,268	806,207,977	966,235,993	690,599,433	72
A411	18	UNION PARA EL CAMBIO A TRAV	0	17,829,448	0	0	0	17,829,448	0	0	0	0	0	0	0	17,829,448	0
A411	21	UNION PARA EL CAMBIO A TRAV	0	3,817,075	0	0	0	3,817,075	0	0	0	0	0	0	0	3,817,075	0
A411	34	UNION PARA EL CAMBIO A TRAV	928,843,607	413,600,000	0	0	0	1342,443,607	1059,503,226	26,210,000	1085,713,226	650,970,638	34,795,165	685,765,803	399,947,423	256,730,381	81
A411	52	UNION PARA EL CAMBIO A TRAV	0	11,012,390	0	0	0	11,012,390	0	0	0	0	0	0	0	11,012,390	0
A411	63	UNION PARA EL CAMBIO A TRAV	0	594,835,780	0	0	0	594,835,780	128,291,110	47,616,666	175,907,776	0	10,789,332	10,789,332	165,118,444	418,928,004	30
A411	64	UNION PARA EL CAMBIO A TRAV	0	1112,101,410	0	0	0	1112,101,410	24,231,111	20,580,000	44,811,111	0	1,353,333	1,353,333	43,457,778	1067,290,299	4
A411	65	UNION PARA EL CAMBIO A TRAV	0	8,732,465	0	0	0	8,732,465	0	0	0	0	0	0	0	8,732,465	0
A411	67	UNION PARA EL CAMBIO A TRAV	0	365,569,088	0	0	0	365,569,088	0	46,450,000	46,450,000	0	0	0	46,450,000	319,119,088	13
A4111	17	DEPORTE FORMATIVO,COMPETITI	247,400,000	1057,920,111	0	189,000,000	160,000,000	1334,320,111	964,915,727	46,545,000	1011,460,727	327,381,346	178,453,299	505,834,645	505,626,082	322,859,384	76
A4111	34	DEPORTE FORMATIVO,COMPETITI	412,000,000	112,100,000	0	0	0	524,100,000	459,852,287	1,500,000	461,352,287	322,059,174	18,983,333	341,042,507	120,309,780	62,747,713	88
A4111	63	DEPORTE FORMATIVO,COMPETITI	0	562,074,364	0	0	0	562,074,364	97,698,888	47,616,666	145,315,554	0	8,525,999	8,525,999	136,789,555	416,758,810	26
A4111	67	DEPORTE FORMATIVO,COMPETITI	0	156,535,526	0	0	0	156,535,526	0	15,950,000	15,950,000	0	0	0	15,950,000	140,585,526	10
A41111	17	DEPORTE FORMATIVO	67,600,000	333,920,000	0	138,000,000	0	539,520,000	394,833,772	20,742,500	415,576,272	93,374,998	105,243,657	198,618,655	216,957,617	123,943,728	77
A41111	34	DEPORTE FORMATIVO	302,000,000	0	0	0	0	302,000,000	301,390,723	0	301,390,723	243,189,832	6,823,334	250,013,166	51,377,557	609,277	100
A41111	63	DEPORTE FORMATIVO	0	170,244,474	0	0	0	170,244,474	73,389,999	29,213,333	102,603,332	0	7,183,999	7,183,999	95,419,333	67,641,142	60
A41111	67	DEPORTE FORMATIVO	0	156,535,526	0	0	0	156,535,526	0	15,950,000	15,950,000	0	0	0	15,950,000	140,585,526	10
A41112	17	DEPORTE ADAPTADO	63,500,000	124,690,333	0	0	0	188,190,333	138,295,683	0	138,295,683	62,610,554	19,228,825	81,839,379	56,456,304	49,894,650	73
A41112	34	DEPORTE ADAPTADO	0	83,000,000	0	0	0	83,000,000	24,231,111	0	24,231,111	0	2,706,666	2,706,666	21,524,445	58,768,889	29
A41112	63	DEPORTE ADAPTADO	0	117,684,667	0	0	0	117,684,667	0	0	0	0	0	0	0	117,684,667	0
A41113	17	DEPORTE DE RENDIMIENTO Y AI	33,000,000	284,703,111	0	0	80,000,000	237,703,111	208,179,348	15,172,500	223,351,848	73,961,332	25,733,325	99,694,657	123,657,191	14,351,263	94
A41113	34	DEPORTE DE RENDIMIENTO Y AI	110,000,000	0	0	0	0	110,000,000	109,999,342	0	109,999,342	78,869,342	8,100,000	86,969,342	23,030,000	658	100
A41113	63	DEPORTE DE RENDIMIENTO Y AI	0	180,013,556	0	0	0	180,013,556	24,308,889	5,320,000	29,628,889	0	1,342,000	1,342,000	28,286,889	150,384,667	16
A41114	17	DEPORTE RECREATIVO	76,500,000	84,793,333	0	38,000,000	0	199,293,333	181,250,257	10,150,000	191,400,257	78,584,462	23,980,825	102,565,287	88,834,970	7,893,076	96
A41114	34	DEPORTE RECREATIVO	0	29,100,000	0	0	0	29,100,000	24,231,111	1,500,000	25,731,111	0	1,353,333	1,353,333	24,377,778	3,368,889	88
A41114	63	DEPORTE RECREATIVO	0	94,131,667	0	0	0	94,131,667	0	13,083,333	13,083,333	0	0	0	13,083,333	81,048,334	14
A41115	17	DEPORTE ASOCIADO	6,800,000	229,813,334	0	13,000,000	80,000,000	169,613,334	42,356,667	480,000	42,836,667	18,850,000	4,266,667	23,116,667	19,720,000	126,776,667	25
A4112	17	DEPORTE EDUCATIVO	29,300,000	71,091,333	0	0	0	100,391,333	68,698,227	0	68,698,227	34,103,511	6,760,825	40,864,336	27,833,891	31,693,106	68

INSTITUTO MUNICIPAL DE RECREACION Y DEPORTE DE SOACHA

NIT 832.000.906-6

INFORME MENSUAL DE EJECUCION DEL PRESUPUESTO DE GASTO  
 APROPIACION DE LA VIGENCIA

5

SECCION 32  
 UNIDAD EJECUTORA 22 2021 INST.MUNIC.PARA LA RECREACION Y EL DEPORTE DE SOACHA  
 REGIONAL 00

JULIO  
 VIGENCIA FISCAL 2021

2021/08/19 10:48:32 3

RUBRO	RCC	CONCEPTO	APROPIACION			CREDITOS	CONTRACREDIT	TOTAL APROPIA	REGISTRO DE COMPROMISOS			PAGOS			SALDO REGIST	SALDO DE	-%
			INICIAL	ADICIONES	REDUCC				MESES ANTERIO	MES	ACUMULADO	MESES ANTERIO	MES	ACUMULADO			
A4112	34	DEPORTE EDUCATIVO	0	80,000,000	0	0	80,000,000	34,846,665	0	34,846,665	0	2,202,666	2,202,666	32,643,999	45,153,335	44	
A4112	67	DEPORTE EDUCATIVO	0	172,183,667	0	0	172,183,667	0	30,500,000	30,500,000	0	0	0	30,500,000	141,683,667	18	
A41121	17	DEPORTE ESCOLAR	29,300,000	71,091,333	0	0	100,391,333	68,698,227	0	68,698,227	34,103,511	6,760,825	40,864,336	27,833,891	31,693,106	68	
A41121	34	DEPORTE ESCOLAR	0	80,000,000	0	0	80,000,000	34,846,665	0	34,846,665	0	2,202,666	2,202,666	32,643,999	45,153,335	44	
A41121	67	DEPORTE ESCOLAR	0	172,183,667	0	0	172,183,667	0	30,500,000	30,500,000	0	0	0	30,500,000	141,683,667	18	
A4113	17	EVENTOS DE ALTO IMPACTO	18,000,000	186,805,775	0	0	93,100,000	111,705,775	4,828,150	4,828,150	76,800	0	76,800	4,751,350	106,877,625	4	
A4113	64	EVENTOS DE ALTO IMPACTO	0	767,751,666	0	0	767,751,666	18,173,333	0	18,173,333	0	1,353,333	1,353,333	16,820,000	749,578,333	2	
A41131	17	CERTAMENES DEPORTIVOS	9,000,000	0	0	0	9,000,000	0	0	0	0	0	0	0	0	0	
A41131	64	CERTAMENES DEPORTIVOS	0	618,057,441	0	0	618,057,441	0	0	0	0	0	0	0	618,057,441	0	
A41132	17	TORNEOS DEPORTIVOS	9,000,000	186,805,775	0	0	84,100,000	111,705,775	4,828,150	4,828,150	76,800	0	76,800	4,751,350	106,877,625	4	
A41132	64	TORNEOS DEPORTIVOS	0	149,694,225	0	0	149,694,225	18,173,333	0	18,173,333	0	1,353,333	1,353,333	16,820,000	131,520,892	12	
A4114	17	ACTIVIDAD FISICA	74,956,394	719,811,063	0	117,600,000	126,500,000	785,867,457	560,350,200	100,000	560,450,200	109,701,386	85,024,144	194,725,530	365,724,670	225,417,257	71
A4114	34	ACTIVIDAD FISICA	516,843,607	221,500,000	0	0	738,343,607	564,804,274	24,710,000	589,514,274	328,911,464	13,609,166	342,520,630	246,993,644	148,829,333	80	
A4114	63	ACTIVIDAD FISICA	0	32,761,416	0	0	32,761,416	30,592,222	0	30,592,222	0	2,263,333	2,263,333	28,328,889	2,169,194	93	
A4114	64	ACTIVIDAD FISICA	0	344,349,745	0	0	344,349,745	6,057,778	20,580,000	26,637,778	0	0	0	26,637,778	317,711,967	8	
A41141	17	HABITOS Y ESTILOS DE VIDA S	23,556,394	264,082,223	0	13,600,000	301,238,617	178,741,217	100,000	178,841,217	42,112,220	36,454,165	78,566,385	100,274,832	122,397,400	59	
A41141	34	HABITOS Y ESTILOS DE VIDA S	111,843,607	46,500,000	0	0	158,343,607	145,416,669	12,900,000	158,316,669	105,519,165	3,943,333	109,462,498	48,854,171	26,938	100	
A41142	17	ADULTO MAYOR	21,300,000	40,155,506	0	104,000,000	165,455,506	139,035,825	0	139,035,825	34,355,833	19,790,825	54,146,658	84,889,167	26,419,681	84	
A41142	34	ADULTO MAYOR	90,000,000	0	0	0	90,000,000	89,330,276	0	89,330,276	77,510,276	0	77,510,276	11,820,000	669,724	99	
A41142	63	ADULTO MAYOR	0	32,761,416	0	0	32,761,416	30,592,222	0	30,592,222	0	2,263,333	2,263,333	28,328,889	2,169,194	93	
A41142	64	ADULTO MAYOR	0	344,349,745	0	0	344,349,745	6,057,778	20,580,000	26,637,778	0	0	0	26,637,778	317,711,967	8	
A41144	17	AVANZANDO SOBRE RUEDAS Y SE	30,100,000	415,573,334	0	0	126,500,000	319,173,334	242,573,158	0	242,573,158	33,233,333	28,779,154	62,012,487	180,560,671	76,600,176	76
A41144	34	AVANZANDO SOBRE RUEDAS Y SE	315,000,000	175,000,000	0	0	490,000,000	330,057,329	11,810,000	341,867,329	145,882,023	9,665,833	155,547,856	186,319,473	148,132,671	70	
A4115	17	MODERNIZACION E INNOVACION	36,000,000	8,258,728	0	86,500,000	130,758,728	112,206,666	14,800,000	127,006,666	49,267,666	15,439,000	64,706,666	62,300,000	3,752,062	97	
A4115	18	MODERNIZACION E INNOVACION	0	17,829,448	0	0	17,829,448	0	0	0	0	0	0	0	17,829,448	0	
A4115	21	MODERNIZACION E INNOVACION	0	3,817,075	0	0	3,817,075	0	0	0	0	0	0	0	3,817,075	0	
A4115	52	MODERNIZACION E INNOVACION	0	11,012,390	0	0	11,012,390	0	0	0	0	0	0	0	11,012,390	0	
A4115	65	MODERNIZACION E INNOVACION	0	8,732,465	0	0	8,732,465	0	0	0	0	0	0	0	8,732,465	0	
A4115	67	MODERNIZACION E INNOVACION	0	36,849,895	0	0	36,849,895	0	0	0	0	0	0	0	36,849,895	0	
A41151	17	INVESTIGACION, INNOVACION, CA	36,000,000	8,258,728	0	86,500,000	130,758,728	112,206,666	14,800,000	127,006,666	49,267,666	15,439,000	64,706,666	62,300,000	3,752,062	97	
A41151	18	INVESTIGACION, INNOVACION, CA	0	17,829,448	0	0	17,829,448	0	0	0	0	0	0	0	17,829,448	0	
A41151	21	INVESTIGACION, INNOVACION, CA	0	3,817,075	0	0	3,817,075	0	0	0	0	0	0	0	3,817,075	0	

INSTITUTO MUNICIPAL DE RECREACION Y DEPORTE DE SOACHA

NIT 832.000.906-6

INFORME MENSUAL DE EJECUCION DEL PRESUPUESTO DE GASTO  
 APROPIACION DE LA VIGENCIA

6

SECCION 32  
 UNIDAD EJECUTORA 22 2021 INST.MUNIC.PARA LA RECREACION Y EL DEPORTE DE SOACHA  
 REGIONAL 00

JULIO

VIGENCIA FISCAL 2021

2021/08/19 10:48:32 5

6		7		8		9		10		11		12		13		14			16			17		18	
RUBRO	REC	CONCEPTO		APROPIACION	ADICIONES	REDUCC	CREDITOS	CONTRACREDIT	TOTAL APROPIA	REGISTRO DE COMPROMISOS			P A G O S			SALDO REGIST	SALDO DE	-%							
PRESUPUES		INICIAL							MESES ANTERIO	MES	ACUMULADO	MESES ANTERI	MES	ACUMULADO	COMPROMISOS	APROPIACION	eje								
A41151	52	INVESTIGACION, INNOVACION, CA	0	11,012,390	0	0	0	0	11,012,390	0	0	0	0	0	0	0	11,012,390	0							
A41151	65	INVESTIGACION, INNOVACION, CA	0	8,732,465	0	0	0	0	8,732,465	0	0	0	0	0	0	0	8,732,465	0							
A41151	67	INVESTIGACION, INNOVACION, CA	0	36,849,895	0	0	0	0	36,849,895	0	0	0	0	0	0	0	36,849,895	0							
A412	17	RECREACION AL ALCANCE DE TO	1594,343,606	946,526,666	0	0	13,500,000	2527,370,272	2054,343,139	28,627,986	2082,971,125	603,908,007	84,563,425	688,471,432	1394,499,693	444,399,147	82								
A412	34	RECREACION AL ALCANCE DE TO	660,000,000	218,609,186	0	0	0	878,609,186	527,857,630	83,046,657	610,904,287	109,030,795	79,299,664	188,330,459	422,573,828	267,704,899	70								
A412	37	RECREACION AL ALCANCE DE TO	0	1200,000,000	0	0	0	1200,000,000	0	0	0	0	0	0	0	1200,000,000	0								
A412	60	RECREACION AL ALCANCE DE TO	120,000,000	0	0	0	0	120,000,000	0	0	0	0	0	0	0	120,000,000	0								
A412	63	RECREACION AL ALCANCE DE TO	0	31,306,334	0	0	0	31,306,334	0	1,933,334	1,933,334	0	0	0	1,933,334	29,373,000	6								
A412	64	RECREACION AL ALCANCE DE TO	0	371,629,271	0	0	0	371,629,271	0	5,661,220	5,661,220	0	0	0	5,661,220	365,968,051	2								
A412	72	RECREACION AL ALCANCE DE TO	0	1301,092,000	0	0	0	1301,092,000	0	1124,391,639	1124,391,639	0	0	0	1124,391,639	176,700,361	86								
A4121	17	RECREACION	104,200,000	328,518,666	0	0	6,000,000	426,718,666	229,016,125	9,236,666	238,252,791	97,344,666	29,167,498	126,512,164	111,740,627	188,465,875	56								
A4121	34	RECREACION	160,000,000	131,000,000	0	0	0	291,000,000	190,067,635	26,373,333	216,440,968	84,990,797	10,049,667	95,040,464	121,400,504	74,559,032	74								
A4121	63	RECREACION	0	31,306,334	0	0	0	31,306,334	0	1,933,334	1,933,334	0	0	0	1,933,334	29,373,000	6								
A41211	17	SISTEMA INTEGRADO DE RECREA	34,400,000	199,875,333	0	0	0	234,275,333	116,028,128	0	116,028,128	44,614,000	19,147,498	63,761,498	52,266,630	118,247,205	50								
A41211	34	SISTEMA INTEGRADO DE RECREA	150,000,000	72,000,000	0	0	0	222,000,000	176,931,686	26,373,333	203,305,019	83,640,797	9,783,000	93,423,797	109,881,222	18,694,981	92								
A41211	63	SISTEMA INTEGRADO DE RECREA	0	16,149,667	0	0	0	16,149,667	0	1,933,334	1,933,334	0	0	0	1,933,334	14,216,333	12								
A41212	17	SISTEMA INTEGRADO DE CAMPIS	69,800,000	128,643,333	0	0	6,000,000	192,443,333	112,987,997	9,236,666	122,224,663	52,730,666	10,020,000	62,750,666	59,473,997	70,218,670	64								
A41212	34	SISTEMA INTEGRADO DE CAMPIS	10,000,000	59,000,000	0	0	0	69,000,000	13,135,949	0	13,135,949	1,350,000	266,667	1,616,667	11,519,282	55,864,051	19								
A41212	63	SISTEMA INTEGRADO DE CAMPIS	0	15,156,667	0	0	0	15,156,667	0	0	0	0	0	0	0	15,156,667	0								
A4122	17	INFRAESTRUCTURA DEPORTIVA Y	1490,143,606	618,008,000	0	0	7,500,000	2100,651,606	1825,327,014	19,391,320	1844,718,334	506,563,341	55,395,927	561,959,268	1282,759,066	255,933,272	88								
A4122	34	INFRAESTRUCTURA DEPORTIVA Y	500,000,000	87,609,186	0	0	0	587,609,186	337,789,995	56,673,324	394,463,319	24,039,998	69,249,997	93,289,995	301,173,324	193,145,867	67								
A4122	37	INFRAESTRUCTURA DEPORTIVA Y	0	1200,000,000	0	0	0	1200,000,000	0	0	0	0	0	0	0	1200,000,000	0								
A4122	60	INFRAESTRUCTURA DEPORTIVA Y	120,000,000	0	0	0	0	120,000,000	0	0	0	0	0	0	0	120,000,000	0								
A4122	64	INFRAESTRUCTURA DEPORTIVA Y	0	371,629,271	0	0	0	371,629,271	0	5,661,220	5,661,220	0	0	0	5,661,220	365,968,051	2								
A4122	72	INFRAESTRUCTURA DEPORTIVA Y	0	1301,092,000	0	0	0	1301,092,000	0	1124,391,639	1124,391,639	0	0	0	1124,391,639	176,700,361	86								
A41221	17	CONSTRUCCION Y ADECUACION D	0	198,908,000	0	0	0	198,908,000	0	0	0	0	0	0	0	198,908,000	0								
A41221	37	CONSTRUCCION Y ADECUACION D	0	1200,000,000	0	0	0	1200,000,000	0	0	0	0	0	0	0	1200,000,000	0								
A41221	72	CONSTRUCCION Y ADECUACION D	0	1301,092,000	0	0	0	1301,092,000	0	1124,391,639	1124,391,639	0	0	0	1124,391,639	176,700,361	86								
A41222	17	MANTENIMIENTO DE ESCENARIOS	1490,143,606	419,100,000	0	0	7,500,000	1901,743,606	1825,327,014	19,391,320	1844,718,334	506,563,341	55,395,927	561,959,268	1282,759,066	57,025,272	97								
A41222	34	MANTENIMIENTO DE ESCENARIOS	500,000,000	87,609,186	0	0	0	587,609,186	337,789,995	56,673,324	394,463,319	24,039,998	69,249,997	93,289,995	301,173,324	193,145,867	67								
A41222	60	MANTENIMIENTO DE ESCENARIOS	120,000,000	0	0	0	0	120,000,000	0	0	0	0	0	0	0	120,000,000	0								
A41222	64	MANTENIMIENTO DE ESCENARIOS	0	371,629,271	0	0	0	371,629,271	0	5,661,220	5,661,220	0	0	0	5,661,220	365,968,051	2								

INFORME MENSUAL DE EJECUCION DEL PRESUPUESTO DE GASTO  
 APROPIACION DE LA VIGENCIA

7

SECCION 32  
 UNIDAD EJECUTORA 22 2021 INST.MUNIC.PARA LA RECREACION Y EL DEPORTE DE SOACHA


JULIO


REGIONAL 00


VIGENCIA FISCAL 2021

2021/08/19 10:48:32 9

6	7	8	9	10	11	12	13	14	16	17	18					
RUBRO REC	CONCEPTO	APROPIACION	ADICIONES	REDUCC	CREDITOS	CONTRACREDIT	TOTAL APROPIA	REGISTRO DE COMPROMISOS	P A G O S	SALDO REGIST	SALDO DE					
PRESUPUES		INICIAL					MESES ANTERIO	MES	ACUMULADO	MESES ANTERI	MES	ACUMULADO	COMPROMISOS	APROPIACION	eje	
A99	99 RESERVAS	0	3359,473,854	0	0	0	3359,473,854	3359,473,854	0	3359,473,854	1668,595,986	32,979,554	1701,575,540	1657,898,314	0	100
PI4	17 PASIVOS EXIGIBLES	0	191,336,251	0	0	0	191,336,251	0	0	0	0	0	0	191,336,251	0	
T31	62 FONDO DE CONTINGENCIAS	0	1	0	0	0	1	0	0	0	0	0	0	1	0	
T31	63 FONDO DE CONTINGENCIAS	0	156,535,526	0	0	0	156,535,526	0	0	0	0	0	0	156,535,526	0	
VI42	17 CONSTRUCCION Y MANTENIMIEN	3323,961,521	0	0	0	0	3323,961,521	3230,900,525	0	3230,900,525	1191,043,861	745,794,243	1936,838,104	1294,062,421	93,060,996	97
	TOTAL	10226,303,156	12347,893,754	0	743,700,000	743,700,000	22574,196,910	13405,758,137	1615,493,441	15021,251,578	5726240,792	1461,933,723	7188174,515	7833,077,063	7552,945,332	67

  
 ALEJANDRO LOPEZ TORRES  
 ORDENADOR

  
 LUIS EDUARDO TEAGUE BARRERO  
 COORDINADOR AREA FINANCIERA

  
 MONICA OJEDA  
 AUXILIAR ADMINISTRATIVA  
 ELABORO

V17 ICLD LEY 19/91

V18 RENDIMIENTOS FONDO DEL DEPORTE - BALANCE ALCALDIA

V21 RENDIMIENTOS IMPUESTO AL CIGARRILLO BALANCE ALCALDIA

V25 CONVENIO INDEPORTES

V28 CONVENIO ICCU 974/2017

V34 SISTEMA GENERAL DE PARTICIPACIONES LEY 715/01

V37 SGP LEY 715/01 RESTO LIBRE INVERSION

V38 SGP LEY 715/01 PROPOSITO GENERAL

V41 COFINANCIACION CONVENIO DPTO C/MARCA 330/018

V52 FONDO DEL DEPORTE - RECURSOS DEL BALANCE ALCALDIA

V60 RECURSOS PROPIOS

V62 RECURSOS PROPIOS IMRDS - BALANCE

V63 ICLD LEY 19/91 IMRDS - BALANCE

V64 SGP DEPORTE IMRDS - BALANCE

V65 RECURSOS BALANCE FONDO DEPORTE IMRDS

V67 IMPUESTO AL CIGARRILLO IMRDS - BALANCE

V72 RECURSOS DEL BALANCE ICLD LEY 19/91

V78 RENDIMIENTOS IMRDS

V82 IMPUESTO AL CIGARRILLO - RECURSOS DEL BALANCE ALCALDIA

V90 IMPUESTO DE ESPECTACULOS PUBLICOS

V91 ICLD LEY 19/91 - RECURSOS DEL BALANCE ALCALDIA